

LNKD Global Multi-Asset Fund

I Class USD – March 2026



LNKD
INVESTMENT MANAGERS

Fund Objective

The LNKD Global Multi-Asset Fund is suitable for an investor with a moderate appetite for risk and a need to generate income and capital growth over the medium to long term. It aims to outperform US CPI + 4% over a rolling 5-year period.

Key Features and Investment Philosophy

The portfolio is a balanced strategy comprising exposure to equities, listed property, bonds, and money market instruments with a focus on the following key investments tenets:

1. Strategic asset allocation remains the single most important consideration in constructing a portfolio.
2. Markets are inefficient at times, allowing for active management (alpha), for all other times, passive strategies are more suitable (beta).
3. Multi-management optimally blends the best skills and styles of more than one fund manager because we believe that no single-fund manager can consistently outperform in all market and economic environments.
4. The portfolio adopts a building block approach, integrating participatory interests in collective investment schemes and exchange-traded funds, to gain exposure to best-in-class active management alongside passive strategies.

Who should be Investing?

The fund's risk profile is classified as balanced. A balanced investor values long-term inflation beating returns at moderate levels of risk. An investor may endure temporary drawdowns in capital value over the short to medium-term, in exchange for longer-term capital growth. This portfolio generally holds a higher exposure to equities (55-75%) relative to low-risk portfolios, which in turn increases the portfolio's volatility.

Monthly Performance (%)

| | Jan | Feb | Mar | Apr | May | Jun | Jul | Aug | Sep | Oct | Nov | Dec | Total |
|-------------|------|------|-------|------|------|-------|------|------|------|-------|------|-------|--------------|
| 2026 | 1.92 | 2.26 | -6.02 | | | | | | | | | | -2.05 |
| 2025 | 2.35 | 0.20 | -1.50 | 0.79 | 3.03 | 2.53 | 0.20 | 1.82 | 1.45 | 0.65 | 0.96 | 1.15 | 14.43 |
| 2024 | - | - | - | - | - | -1.03 | 0.83 | 2.54 | 1.53 | -1.72 | 0.84 | -2.20 | 0.70 |

Trailing Returns (%)

| | Inception | 3 Months | 6 Months | 1 Year | 3 Years | 5 Years |
|-----------------------|-----------|----------|----------|--------|---------|---------|
| Fund | 7.80 | -2.05 | 0.68 | 10.95 | - | - |
| Fund Benchmark | 7.51 | -2.06 | 0.06 | 10.22 | - | - |

FUND DETAILS

| | |
|-----------------------------|---|
| Inception Date: | 18 June 2024 |
| Strategy Inception: | 1 July 2016 (see brochure) |
| ISIN: | MU0501S00694 |
| Bloomberg: | LNKDIUS MP |
| Portfolio Size: | 12 311 482 |
| Currency: | USD |
| NAV Price: | 1.12870 |
| Classification: | Moderate |
| Benchmark: | EAA Fund USD Moderate Allocation |
| Domicile: | Mauritius |
| Legal Structure: | Protected Cell Company |
| Fund Regulators: | Financial Services Commission Financial Services Conduct Authority |
| Valuation Time: | 7 a.m. (MUT) Daily |
| Dealing Cut-Off: | 4 p.m. (MUT) Daily |
| CIS Manager: | PIM Capital Fund Services |
| Sub Adviser: | LNKD Investment Managers |
| Min. Initial Invest: | None |

FEE STRUCTURE

| | |
|---------------------------------------|--------------|
| Initial Fee: | 0.00% |
| Annual Service Fee: | 0.64% |
| Performance Fee: | 0.00% |
| Total Expense Ratio (TER): | 1.26% |
| Transaction Cost (TC): | <u>0.04%</u> |
| Total Investment Charge (TIC): | 1.30% |

*The fee structure above is based on March '26 data.
A more comprehensive expense schedule is available upon request.*



LNKD Global Multi-Asset Portfolio

I Class USD – March 2026



LNKD
INVESTMENT MANAGERS

Risk Statistics

| | Fund | Benchmark |
|--------------------|-------|-----------|
| Sharpe Ratio | 0.48 | 0.47 |
| Standard Deviation | 7.20 | 6.71 |
| Maximum Drawdown | -6.02 | -5.38 |

Risk Profile



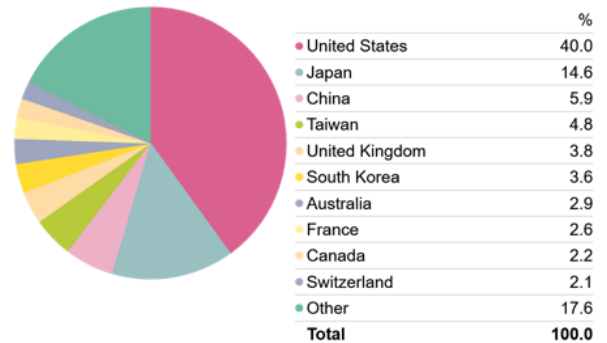
The summary risk indicator ("SRI") is a guide to the level of risk of this product compared to other products. It shows how likely it is that the product will lose money because of movements in the markets.

We have classified this product as class 6 out of 10, which is a medium risk class. This rates the potential losses from future performance at a medium level.

Top 10 Holdings

| | Fund |
|--|-------|
| Invesco MSCI World Equal Weight UCITS ETF (MWEQ LN) | 17,9% |
| iShares Floating Rate (FLOT US) | 12,8% |
| Dodge & Cox Worldwide Global Bd USD Acc (DCGBDUA ID) | 9,5% |
| iShares Edge MSCI World Value Factor UCITS ETF (IWVL LN) | 7,3% |
| iShares Edge MSCI World Quality Factor UCITS ETF (IWQU LN) | 7,2% |
| Vanguard Growth ETF (VUG US) | 6,4% |
| AQR Delphi Long-Short Equity UCITS Fund (AQLSIU1 LX) | 6,3% |
| BlackRock Systematic Asia Pacific Equity Absolute Return Fund (BSAD2US LX) | 5,3% |
| iShares Dev Mkts Prop Yield ETF USD Dist (IDWP LN) | 4,2% |
| Fidelity Funds -Emerging Markets Fund (FFEMERY LX) | 3,6% |

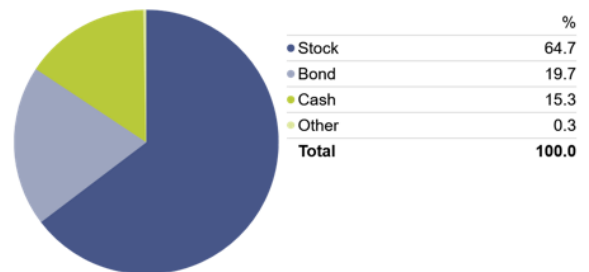
Geographic Allocation (Equity)



Style Box (Equity)

| | Value | Blend | Growth | Equity Style | % |
|-------|-------|-------|--------|-----------------------|------|
| Large | 18.9 | 28.3 | 13.4 | Equity Style Value % | 34.2 |
| | 12.2 | 14.0 | 6.0 | Equity Style Core % | 45.5 |
| | 3.1 | 3.2 | 0.9 | Equity Style Growth % | 20.3 |
| Mid | | | | | |
| Small | | | | | |

Asset Allocation



LNKD Global Multi-Asset Portfolio

I Class USD – March 2026



LNKD
INVESTMENT MANAGERS

Disclaimer

This fund is a cell of PIM Capital Ltd PCC, duly authorised by the Financial Services Commission (FSC) on the 28th of October 2014 to operate as a Collective Investment Schemes (SEC-3.1 Cv) under section 97 of the Securities Act 2005 with license number C114013528. PIM Capital Fund Services is registered with the Financial Services Commission under section 72(6) of the Financial Services Act as a Collective Investment Schemes Manager, in Mauritius. Prime Collective Investment Schemes Management Company (RF) (Pty) Ltd ("Prime CIS") is a registered Collective Investment Schemes Manager under section 5 of the Collective Investment Schemes Control Act (CISCA) and is the South African representative office for this fund. Prime CIS is a wholly owned subsidiary of Prime Financial Services (Pty) Ltd a full member of the Association for Savings & Investment SA (ASISA). For more information on the South African representative please visit www.primeinvestments.co.za

Persec International Limited has been appointed as the fund's trustee/custodian. The fund is approved under section 65 of CISCA by the Financial Sector Conduct Authority of South Africa.


LNKD Investment Managers (Pty) Limited is authorised and regulated by the Financial Sector Conduct Authority ("FSCA") in South Africa, with FSP No: 51257 and is authorised under the Financial Advisory and Intermediary Services Act, 2002 (Act No. 37 of 2002) to act in capacity of Sub Investment Manager. Registered Office: 201, Cape Quarter, 27 Somerset Road De Waterkant Cape Town, 8001, South Africa.


The distribution of this document and the offering of shares may be restricted in certain jurisdictions. It is the responsibility of any person in possession of this document to inform themselves of, and to observe, all applicable laws and regulations of any relevant jurisdictions. Prospective applicants for shares should inform themselves as to the legal requirements and consequences of applying for, holding and disposing of shares and any applicable exchange control regulations and taxes in the countries of their respective citizenship, residence or domicile. This document does not constitute an offer or solicitation by anyone in any jurisdiction in which such offer or solicitation is not lawful or in which the person making such offer is not qualified to do so to anyone to whom it is unlawful to make such offer or consolidation. This Fact Sheet is for informational purposes only and does not constitute investment, legal, tax or other advice or any recommendation to buy or sell the securities herein mentioned. Independent professional financial advice should always be sought before making an investment decision as not all investments are suitable for all investors. If you choose to appoint an adviser, advice fees are contracted directly between you and the adviser.

Collective Investment Schemes (CISs) are generally medium to long term investments. The value of participatory interests or the investment may go down as well as up, and therefore, the CIS Manager does not make guarantees with respect to the protection of capital or returns of the investment. Past performance is not necessarily a guide to future performance. CISs are traded at ruling process and can engage in borrowing and scrip lending. The portfolio may include underlying foreign investments, and may as a result be exposed to macroeconomic, political, foreign exchange, tax, settlement, reporting or illiquidity risk factors that may be different to similar investments in South African markets. The underlying foreign investments may also be adversely affected by foreign investment policies, restrictions on repatriation of investments and other restrictions and controls that may be imposed by the relevant authorities of the relevant countries. The CIS Manager reserves the right to close the fund to new investors if it is necessary to limit further inflows for it to be managed in accordance with its mandate. Investors in the Fund are not protected by any statutory compensation arrangements in Mauritius in the event of the fund's failure. The Mauritius Financial Services Commission does not vouch for the financial soundness of the fund or for the correctness of any statements made or opinions expressed regarding it. In certain circumstances, a participant's right to redeem his shares may be suspended. Applicants are assumed to have read and understood the Prospectus and accept the risk of an investment in PIM Capital Limited PCC. It is understood that they are aware that the portfolio of securities is subject to market fluctuations and to the risks inherent in all investments, and that the price of shares and any income from the shares may go down as well as up, and that the fund may be subject to volatile price movements which may result in capital loss.


Delegated Services


Trustee/Custodian: Persec International Limited

 +44 (0) 1481 743412

 First Floor, Albert House, South Esplanade, St Peter Port, Guernsey, GY1 1AJ

Auditors: Moore Mauritius

 +230 211 6535

 6th Floor, Newton Tower, Sir William Newton Street, Port Louis, Mauritius

LNKD Global Multi-Asset Portfolio

I Class USD – March 2026



LNKD
INVESTMENT MANAGERS

CIS Manager: PIM Capital Fund Services

+230 460 1402
LNKD.Admin@pimcapital.mu



Registered Address

Office 1, Ground Floor, Ebene House,
33 Hotel Avenue, Cybercity 72201, Ebene,
Mauritius

Sub Investment Manager: LNKD Investment Managers

+27 21 401 8940
ADMIN@lnkd.co.za
www.lnkd.co.za



Registered Address

201, Cape Quarter, 27 Somerset Road,
De Waterkant, Cape Town, 8001,
South Africa



Business Address

201, Cape Quarter, 27 Somerset Road,
De Waterkant, Cape Town, 8001,
South Africa

DISCLAIMER

Past performance does not predict future returns. No guarantee is provided, either with respect to the capital or the return of the fund. The value of participatory interests or the investments may fluctuate in value and may fall as well as rise. A schedule of fees, charges, maximum commissions, and a detailed description of performance fee calculation and application is available on request. Daily unit pricing and performance is available on Bloomberg. NAV to NAV figures have been used. Investment performance is for illustrative purposes only. Excessive withdrawals from the fund may place the fund under liquidity pressure and in such circumstances, a process of ringfencing withdrawal instructions and managed payouts may be followed. Commission and incentives may be paid and if so, these will be included in the overall costs. Actual investment performance will differ based on the initial fees applicable, the actual investment date and the date of reinvestment of income. Fund valuations take place at approximately 24h00 each business day and forward pricing is used. Instructions must reach the manager before 16h00 (MUT) one day prior to the dealing date. You can expect to receive withdrawal payouts five business days after valuation distribution. Large investments or redemptions (exceeding 5% of fund value) may be subject to an anti-dilution levy to defray dealing costs and expenses. This levy, where applicable, is applied fully for the benefit of the fund. A schedule of fees and charges and maximum commissions is available on request from the CIS Manager.

Dealing prices are calculated on a net asset value and auditor's fees, bank charges and trustee fees are levied against the portfolios. Performance may differ as a result of initial fees, the actual investment date, and the date of reinvestment. The investment performance is for illustrative purposes only. The investment performance is calculated after taking the actual initial fees and all ongoing fees into account. The reinvestment of income is calculated on the actual amount distributed per participatory interest by using the ex-dividend date NAV price of the applicable class of the portfolio, irrespective of the actual reinvestment date. The value of participatory interests or the investment may go down as well as up. The CIS Manager does not provide any guarantee either with respect to the capital or the return of a portfolio. All CIS are traded at ruling prices and can engage in borrowing and scrip lending. Income is reinvested on the investment date. The CIS Manager has the right to close the portfolio to new investors in order to manage it more efficiently in accordance with its mandate.

Mandatory cost disclosure as per the regulator: USD 5,250 p.a. Audit fee. USD 600 p.a. annual FSC fees. A schedule of fees and charges, maximum commissions and a schedule of similarities and differences is available on request from the CIS Manager.

Total Expense Ratio (TER) is calculated as a percentage of the average net asset value of the portfolio incurred as charges, levies and fees in the management of the portfolio. The TER charged by any underlying fund held as part of a fund's portfolio is included in the fund expenses portion of the TER, but trading and implementation costs incurred in managing the fund are included. A higher TER does not necessarily imply a poor return, nor does a low TER imply a good return. The current TER may not necessarily be an accurate indication of future TER's. Transaction Costs (TC) is necessary in managing the fund and impacts the fund's return. It should not be considered in isolation as returns may be impacted by many other factors over time including market returns, the type of fund, the investment decisions of the investment manager and the TER. The Total Investment Charge (TIC) is the sum of the Total Expense Ratio (TER) and Transaction Costs (TC).

This is a Minimum Disclosure Document (MDD) and any attachments to it constitute factual and objective information about the fund, and nothing contained herein should be construed as constituting any form of investment advice or recommendation, guidance or proposal of a financial nature in respect of any investment issued by PIM Capital Limited PCC. Opinions expressed in this document may be changed without notice at any time after publication. We, therefore, disclaim whatsoever liability for any loss, damage (whether direct or consequential) or expense of any nature whatsoever which may be suffered as a result of, or which may be attributable, directly or indirectly, to the use of or reliance upon the information. Additional information such as daily fund prices, brochures, applicable forms and a schedule of fund fees and charges is available on request from the CIS Manager.